



This is a preparation booklet for my

ESOL Entry 2  \_\_\_\_\_ and  \_\_\_\_\_ exam  
with Trinity College London.

Name: \_\_\_\_\_






Class: \_\_\_\_\_

In the exam, I must show I can:

1. get information from verbal communication,
2. speak English to communicate,
3. communicate information,
4. take part in discussion with others.

## 1. Exam structure

- a) Watch the exam video with your teacher.
- b) Go to page 37. Cut and paste the cards in the right boxes.

	Name	What do we do?
<b>Part 1</b> 		
<b>Part 2</b> 		
<b>Part 3</b> 		
<b>Part 4</b> 		
<b>Part 5</b> 		

## 2. Grammar and question forms (examples)

Read the information below. Ask your teacher if you have any questions.

Present Simple	Present Continuous
<p>We use <b>Present Simple</b> for:</p> <ul style="list-style-type: none"> <li>daily routines, habits or repeated actions,</li> <li>permanent states,</li> <li>timetables,</li> <li>the laws of nature.</li> </ul>	<p>We use <b>Present Continuous</b> for:</p> <ul style="list-style-type: none"> <li>actions happening <u>now</u>, at the moment of speaking,</li> <li>actions happening around the time of speaking,</li> <li><b>fixed arrangements in the near future.</b></li> </ul>
Affirmative sentences	Affirmative sentences
<p>You/They <b>go</b> to college at 8am.  He/She <b>lives</b> in Manchester.  The train <b>arrives</b> at 4pm.  Water <b>boils</b> at 100°C.</p>	<p>You/They <b>are talking</b> now.  He/She <b>is looking</b> for a flat.  She <b>is flying</b> to Berlin tomorrow.</p>
Negative sentences	Negative sentences
<p>You/They <b>don't go</b> to college at 8am.  He/She <b>doesn't live</b> in Manchester.  The train <b>doesn't arrive</b> at 4pm.  Water <b>doesn't boil</b> at 200°C.</p>	<p>You/They <b>aren't talking</b> now.  He/She <b>isn't looking</b> for a flat.  She <b>isn't flying</b> to Berlin tomorrow.</p>
Questions	Questions
<p><b>Do</b> you/they <b>go</b> to college at 8am?  <b>Does</b> he/she <b>live</b> in Manchester?  <b>Does</b> the train <b>arrive</b> at 4pm?  <b>Does</b> water <b>boil</b> at 100°C?</p>	<p><b>Are</b> you/they <b>talking</b> now?  <b>Is</b> he/she <b>looking</b> for a flat?  <b>Is</b> she <b>flying</b> to Berlin tomorrow?</p>
Short answers	Short answers
<p>Yes, you/they <b>do</b>. / No, you/they <b>don't</b>.  Yes, she/it <b>does</b>. / No, she/it <b>doesn't</b>.</p>	<p>Yes, you/they <b>are</b>. / No, you/they <b>aren't</b>.  Yes, he/she <b>is</b>. / No, he/she <b>isn't</b>.</p>

Notes:

Present Simple: TO BE	Modal verbs CAN/COULD/MUST/MUSTN'T
<p>We use <b>Present Simple</b> for:</p> <ul style="list-style-type: none"> <li>• daily routines, habits or repeated actions,</li> <li>• permanent states.</li> </ul>	<p>We use "<b>can</b>":</p> <ul style="list-style-type: none"> <li>• to show ability,</li> <li>• for polite requests.</li> </ul> <p>We use "<b>could</b>":</p> <ul style="list-style-type: none"> <li>• to make requests,</li> <li>• to make the past form of "<b>can</b>".</li> </ul> <p>We use "<b>must</b>":</p> <ul style="list-style-type: none"> <li>• to express obligation and necessity.</li> </ul> <p>We use "<b>mustn't</b>":</p> <ul style="list-style-type: none"> <li>• to express prohibition.</li> </ul>
Affirmative sentences	Affirmative sentences
<p>There <b>is</b> a bus.  There <b>are</b> people.  It <b>is</b> a park.  You <b>are</b> happy.</p>	<p>He <b>can</b> speak Spanish.  You <b>can</b> open the door.  I <b>could</b> drive when I was 17.  You <b>must</b> stop smoking.</p>
Negative sentences	Negative sentences
<p>There <b>isn't</b> a bus.  There <b>aren't</b> any people.  It <b>isn't</b> a park.  You <b>aren't</b> happy.</p>	<p>He <b>can't</b> (=cannot) speak Spanish.  You <b>can't</b> open the door.  I <b>couldn't</b> drive when I was 17.  You <b>mustn't</b> smoke here.</p>
Questions	Questions
<p><b>Is</b> there a bus?  <b>Are</b> there any people?  <b>Is</b> it a park?  <b>Are</b> you happy?</p>	<p><b>Can</b> he speak Spanish?  <b>Can</b> you open the door, please?  <b>Could</b> you drive when you were 17?</p>
Short answers	Short answers
<p>Yes, there <b>is</b>. / No there <b>isn't</b>.  Yes, they <b>are</b>. / No, they <b>aren't</b>.  Yes, it <b>is</b>. / No, it <b>isn't</b>.  Yes, you <b>are</b>. / No, you <b>aren't</b>.</p>	<p>Yes, he <b>can/could</b>./No, he <b>can't/couldn't</b>.  Yes, you <b>can/could</b>./No, you <b>can't/couldn't</b>.</p>

Notes:

Past Simple (regular)	Past Simple (irregular)
We use <b>Past Simple</b> for: <ul style="list-style-type: none"> <li>actions which happened or finished at a definite time in the past,</li> <li>actions which repeated in the past.</li> </ul>	
<b>Affirmative sentences</b>	
You/They <b>helped</b> me last week. He/She <b>lived</b> in Manchester in 1976.	You/They <b>went</b> to college at 8am. He/She <b>bought</b> this car 2 years ago.
<b>Negative sentences</b>	
You/They <b>didn't help</b> me last week. He/She <b>didn't live</b> in Manchester in 1976.	You/They <b>didn't go</b> to college at 8am. He/She <b>didn't buy</b> this car 2 years ago.
<b>Questions</b>	
<b>Did</b> you/they <b>help</b> me last week? <b>Did</b> she/he <b>live</b> in Manchester in 1976?	<b>Did</b> you/they <b>go</b> to college at 8am? <b>Did</b> she/he <b>buy</b> this car 2 years ago?
<b>Short answers</b>	
Yes, you <b>did</b> . / No, you <b>didn't</b> . / Yes, she <b>did</b> . / No, she <b>didn't</b> . Yes, we <b>did</b> . / No, we <b>didn't</b> . / Yes, he <b>did</b> . / No, he <b>didn't</b> .	

Notes:

<b>“to be going to”</b>	<b>Future Simple</b>
<p>We use <b>“to be going to”</b> for:</p> <ul style="list-style-type: none"> <li>for plans for the near future.</li> </ul>	<p>We use <b>Future Simple</b> for:</p> <ul style="list-style-type: none"> <li>decisions or promises made at the moment of speaking, now,</li> <li>what we believe/think will happen in the future.</li> </ul>
<b>Affirmative sentences</b>	<b>Affirmative sentences</b>
<p>You/They <b>are going to</b> watch a film tonight. He/She <b>is going to</b> find a new job.</p>	<p>It's hot, we <b>will open</b> the window. Cars <b>will fly</b> in the future.</p>
<b>Negative sentences</b>	<b>Negative sentences</b>
<p>You/They <b>aren't going to</b> watch a film tonight. He/She <b>isn't going to</b> find a new job.</p>	<p>It's cold, we <b>won't (will not) open</b> the window. Cars <b>won't fly</b> in the future.</p>
<b>Questions</b>	<b>Questions</b>
<p><b>Are</b> you/they <b>going to</b> watch a film tonight? <b>Is</b> he/she <b>going to</b> find a new job?</p>	<p><b>Will</b> we <b>open</b> the window? <b>Will</b> cars <b>fly</b> in the future?</p>
<b>Short answers</b>	<b>Short answers</b>
<p>Yes, we/they <b>are</b>. / No, we/they <b>aren't</b>. Yes, she/he <b>is</b>. / No, she/he <b>isn't</b>.</p>	<p>Yes, we <b>will</b>. / No, we <b>won't</b>. Yes, they <b>will</b>. / No, they <b>won't</b>.</p>

Notes:

### 3. Describing pictures



#### a) Useful phrases

Introduction	What are the people doing? (=now)
<p>The photo/picture <b>shows</b> ...</p> <p>In the picture <b>I can see</b> ...</p> <p>It <b>was taken</b> by/in ...</p> <p>He/She/It <b>is</b> in / on / at ...</p> <p>They <b>are</b> in / on / at ...</p> <p><b>There is/are</b> ...</p>	<p>I <b>am ...+ing</b></p> <p>They <b>are ...+ing</b></p> <p>He/She/It <b>is ...+ing</b></p>
Where?	What I think about the picture
<p>In the foreground/background</p> <ul style="list-style-type: none"> <li><b>you can see</b> ...</li> <li><b>there is/are</b> ...</li> </ul> <p>In the middle/centre <b>there is/are</b> ...</p> <p>At the top/bottom <b>there is/are</b> ...</p> <p>On the left/right <b>there is/are</b> ...</p> <p>In the (top/bottom) (left/right) corner ...</p> <p>Behind / in front of / under / above / next to / between</p> <ul style="list-style-type: none"> <li><b>you can see</b> ...</li> <li><b>there is/are</b> ...</li> </ul>	<p>Maybe ...</p> <p>I think ...</p> <p>I (don't) like the picture because ...</p> <p>I also ...</p> <p>It may be ...</p> <p>In my opinion ...</p> <p>This picture makes me feel ...</p>



b) Label this picture. Use the phrases from the box.

- a) In the foreground
- b) In the background
- c) At the top
- d) At the bottom
- e) In the middle
- f) On the left
- g) On the right
- h) In the bottom left corner
- i) In the bottom right corner
- j) Behind
- k) In front of





## 4. Phrases for effective conversations

And you?  
I don't understand.  
What about you?  
What do you think?  
I can't hear you.  
Sorry? / Excuse me? / Pardon?  
Could you repeat it, please?  
What do you think about that?  
I don't follow you.  
What is your opinion?  
Say this again, please.  
Do you agree?  
What do you mean?  
I didn't catch that.  
Is this true/correct/right?

a) Write the phrases in the table.

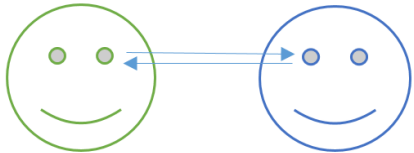
A) I say these when I don't understand:	B) I say these when I want to get information from my partner:

b) Do you know any more examples? Add them to the table.

## 5. Body language and discussion



a) Draw pictures for these verbs.

	
keep eye contact	cross arms
shout	nod
use gestures	smile
interrupt	ask questions

b) Tick ✓ positive body language.

c) Cross ✗ negative body language.

## 5. Role-plays



**Student:**

**Teacher:**

**Student:**

**Teacher:**

**Employee:**

**Manager:**

**Employee:**

**Manager:**

**Customer:**

**Assistant:**

**Customer:**

**Assistant:**

Practise with your classmates.

a) <b>You missed your last English class.</b> I am your teacher.	b) <b>Your manager wants you to work late today. You cannot do this.</b> I am your manager.
c) <b>You didn't do your English homework.</b> I am your teacher.	d) <b>You want help with your computer at work.</b> I am your manager.
e) <b>You didn't get a bus ticket from college.</b> I am your teacher.	f) <b>You want a part-time job in a local shop.</b> I am the manager.
g) <b>You will be late tomorrow because you have a Jobcentre appointment.</b> I am your teacher.	h) <b>You cannot go to a meeting at work this afternoon.</b> I am your manager.
i) <b>You want to buy vegetarian lunch.</b> I am the assistant.	j) <b>You want to join a gym.</b> I am the receptionist.
k) <b>You want to visit some interesting places in this city.</b> I have lived here for 20 years.	l) <b>You have a problem with your landlord.</b> I am your friend.

# 1. Family and friends

Describe the picture.



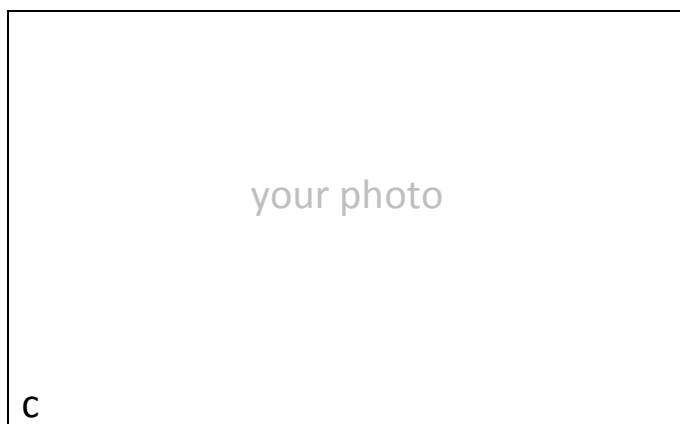
Ask questions about the picture.

Describe the picture.



Ask questions about the picture.

Describe the picture.



Ask questions about the picture.

New words:

Talk about family and friends in groups.

## 2. The UK

Describe the picture.



a

Ask questions about the picture.

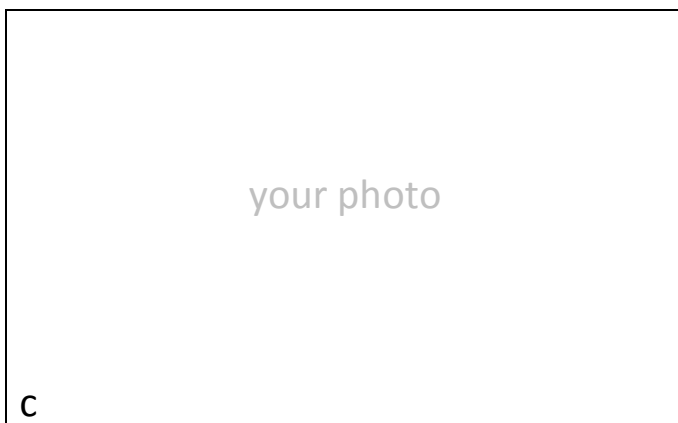
Describe the picture.



b

Ask questions about the picture.

Describe the picture.



c

Ask questions about the picture.

New words:

Talk about the UK in groups.

### 3. Daily routines

Describe the picture.


a



Ask questions about the picture.

Describe the picture.

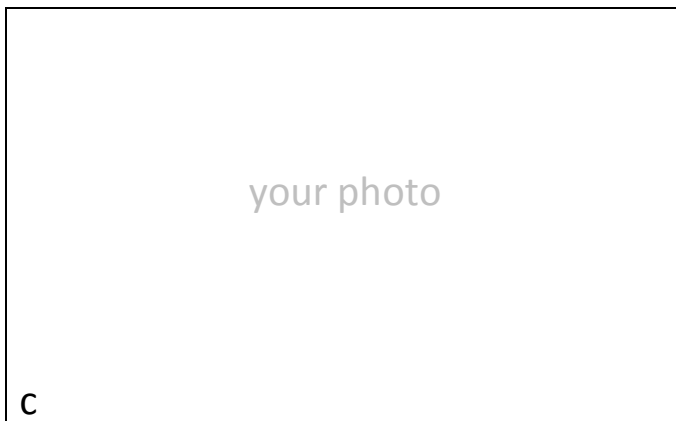
b



Ask questions about the picture.

Describe the picture.

c



Ask questions about the picture.

New words:

Talk about daily routines in groups.



## 4. In the city

Describe the picture.



a

Ask questions about the picture.

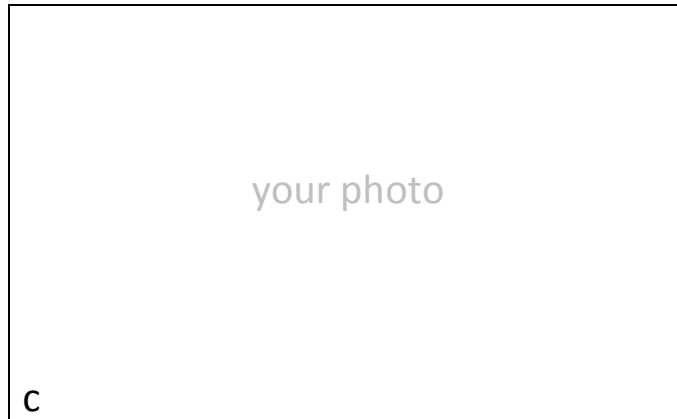
Describe the picture.



b

Ask questions about the picture.

Describe the picture.



c

Ask questions about the picture.

New words:

Talk about your city in groups.




## 5. My home

Describe the picture.



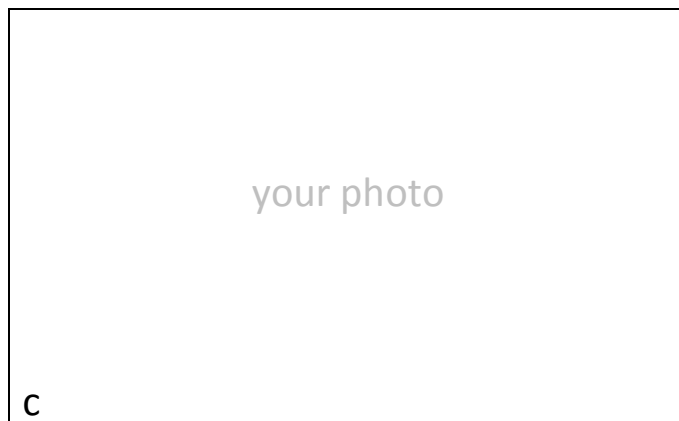
Ask questions about the picture.

Describe the picture.



Ask questions about the picture.

Describe the picture.



Ask questions about the picture.

New words:

Talk about your home in groups.

## 6. Festivals and celebrations

Describe the picture.



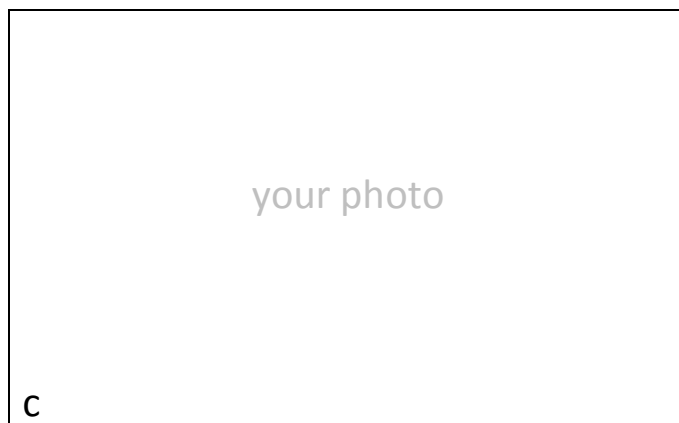
Ask questions about the picture.

Describe the picture.



Ask questions about the picture.

Describe the picture.



Ask questions about the picture.

New words:

Talk about festivals and celebrations in groups.

## 7. Healthy living

Describe the picture.



a

Ask questions about the picture.

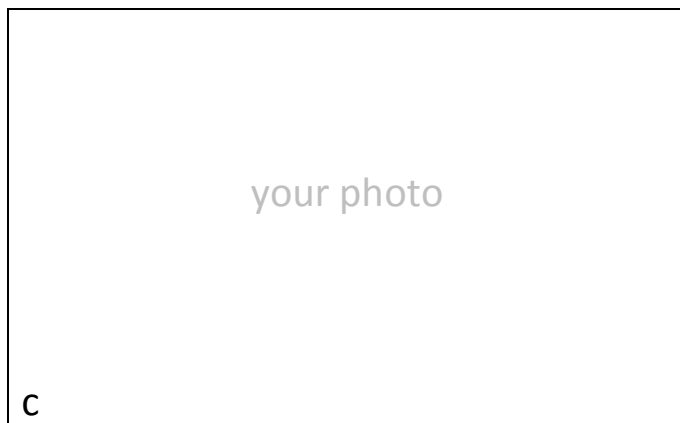
Describe the picture.



b

Ask questions about the picture.

Describe the picture.



c


Ask questions about the picture.

New words:

Talk about healthy living in groups.

## 8. Jobs

Describe the picture.



a

Ask questions about the picture.

Describe the picture.



b

Ask questions about the picture.

Describe the picture.

your photo

c

Ask questions about the picture.

New words:

Talk about jobs in groups.



## 9. Interesting jobs

Describe the picture.



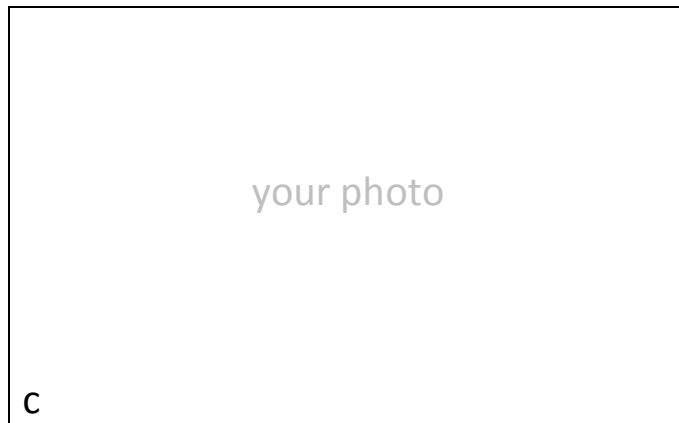
Ask questions about the picture.

Describe the picture.



Ask questions about the picture.

Describe the picture.



Ask questions about the picture.

New words:

Talk about interesting jobs in groups.

## 10. In the past

Describe the picture.



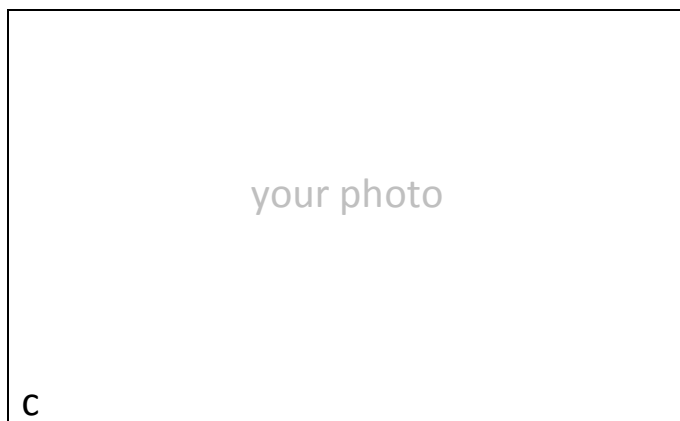
Ask questions about the picture.

Describe the picture.



Ask questions about the picture.

Describe the picture.




Ask questions about the picture.

New words:

Talk about the past in groups.

## 11. In the future

Describe the picture.



a

Ask questions about the picture.

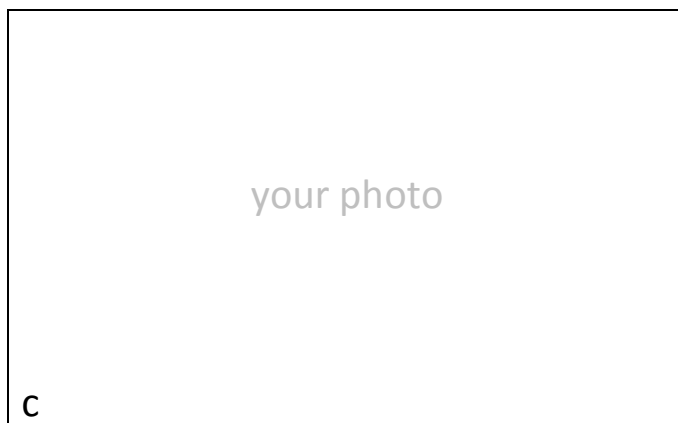
Describe the picture.



b

Ask questions about the picture.

Describe the picture.



c

Ask questions about the picture.

New words:

Talk about the future in groups.



## 12. Free time

Describe the picture.



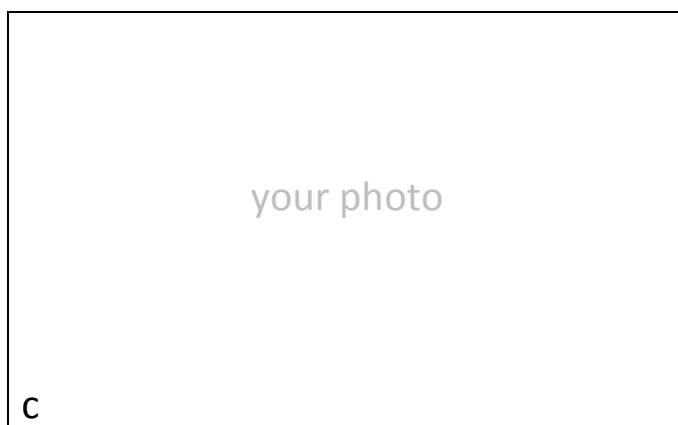
Ask questions about the picture.

Describe the picture.



Ask questions about the picture.

Describe the picture.



Ask questions about the picture.

New words:

Talk about free time in groups.

## 13. Transport

Describe the picture.



a

Ask questions about the picture.

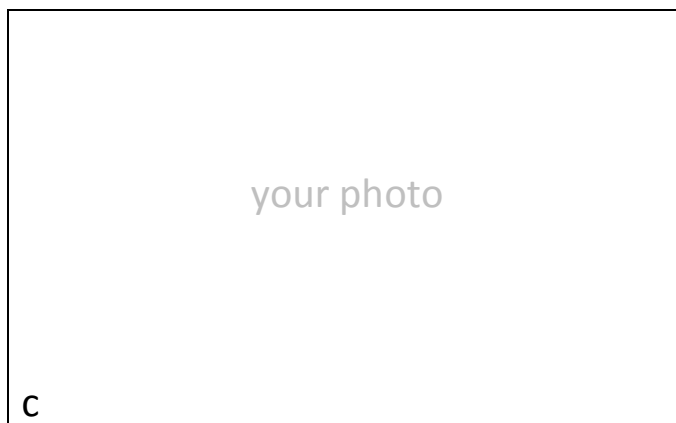
Describe the picture.



b

Ask questions about the picture.

Describe the picture.



c


Ask questions about the picture.

New words:

Talk about transport in groups.

## 14. Computers and the Internet (also at work)


Describe the picture.



a

Ask questions about the picture.

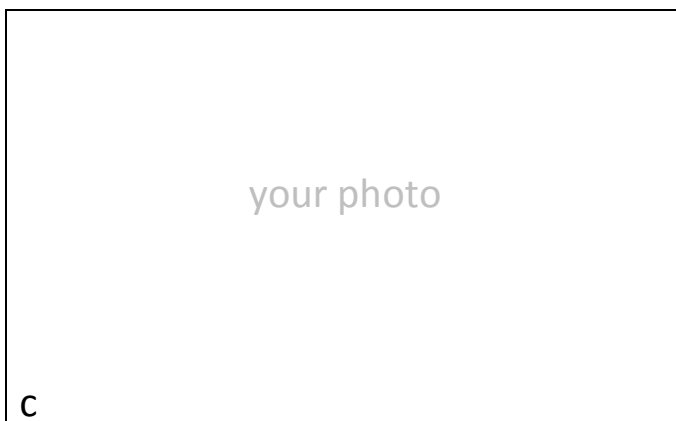
Describe the picture.



b

Ask questions about the picture.

Describe the picture.



c

Ask questions about the picture.

New words:

Talk about computers and the Internet in groups.

## 15. Food

Describe the picture.

a



Ask questions about the picture.

Describe the picture.

b



Ask questions about the picture.

Describe the picture.

c

your photo

Ask questions about the picture.

New words:

Talk about food in groups.

## 16. Sport

Describe the picture.



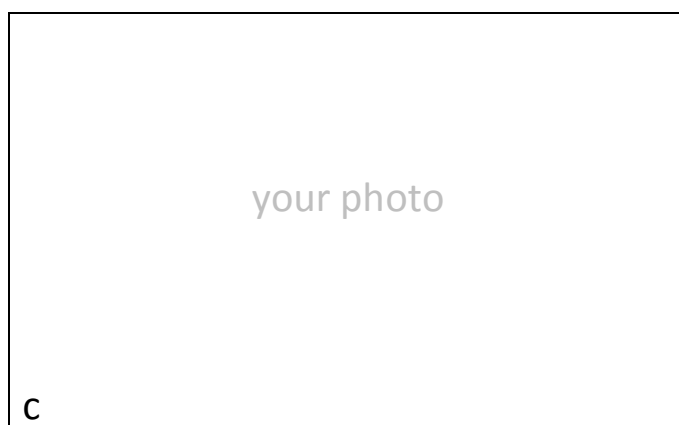
Ask questions about the picture.

Describe the picture.



Ask questions about the picture.

Describe the picture.



Ask questions about the picture.

New words:

Talk about sport in groups.



## 17. College and learning

Describe the picture.



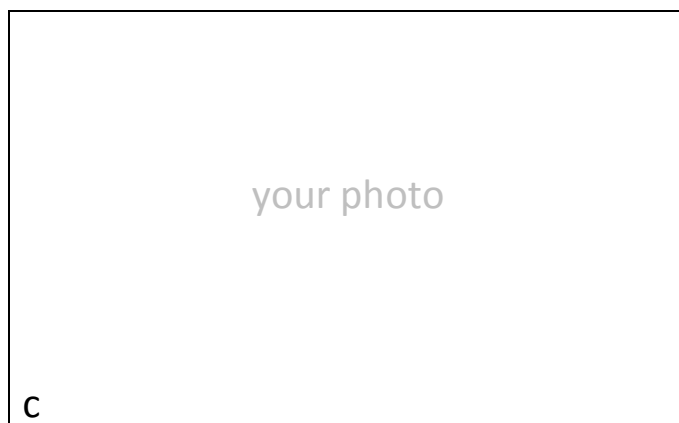
Ask questions about the picture.

Describe the picture.



Ask questions about the picture.

Describe the picture.



Ask questions about the picture.

New words:

Talk about college and learning in groups.

## 18. Holidays

Describe the picture.



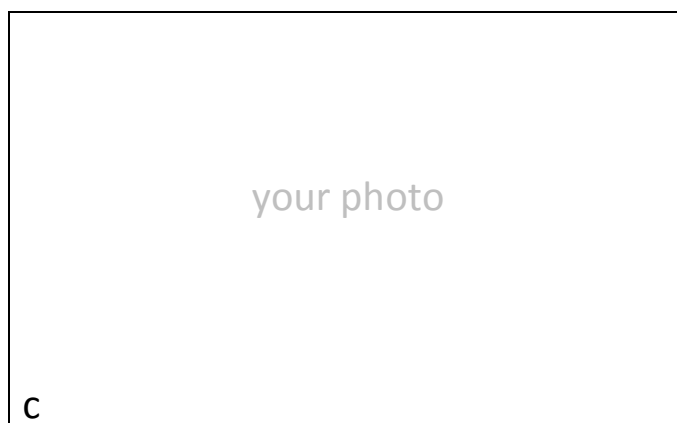
Ask questions about the picture.

Describe the picture.



Ask questions about the picture.

Describe the picture.



Ask questions about the picture.

New words:

Talk about holidays in groups.



## 19. Places to visit

Describe the picture.



a

Ask questions about the picture.

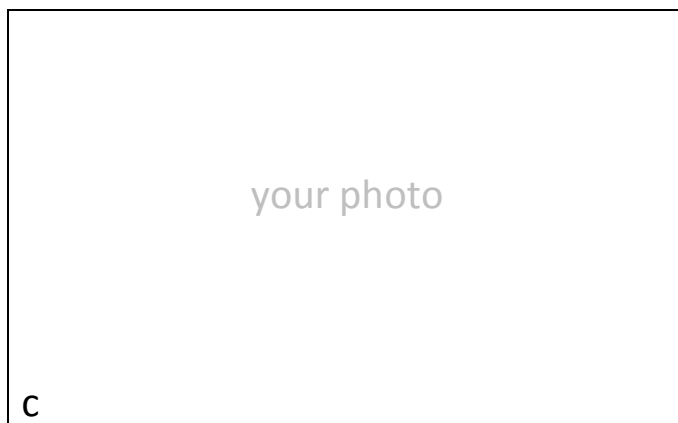
Describe the picture.



b

Ask questions about the picture.

Describe the picture.



c

Ask questions about the picture.

New words:

Talk about places to visit in groups.

## 20. In the news

Describe the picture.



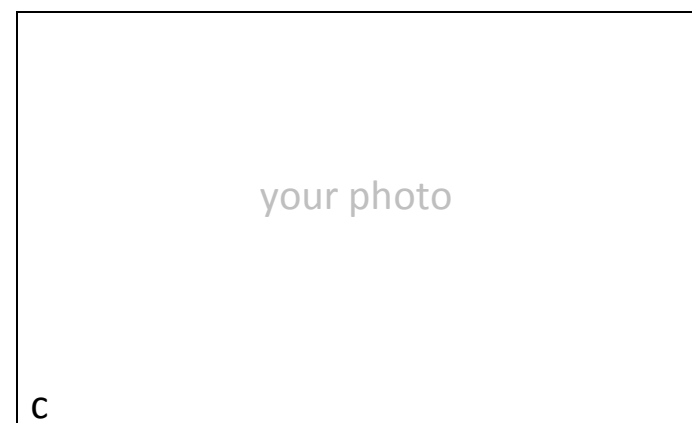
Ask questions about the picture.

Describe the picture.



Ask questions about the picture.

Describe the picture.



Ask questions about the picture.


New words:

Talk about the news in groups.

## Extra photos



a



b



c





d



e



f

## My notes

## My notes

## My notes



Cut the cards and paste them on page 2.



Teacher's photo (b)	3 students speak <u>together</u> in a group about one topic.
Student's photo (a)	Introduction
The student asks the teacher questions about the teacher's photo and a <b>future event</b> (b).	Group discussion
The teacher asks the student questions about the student's photo and a <b>past event</b> (a).	The teacher asks the student general questions about the name, how they are, etc.
The student speaks with the teacher in a role play.	Role-play