





**This is a preparation booklet for my**  
**ESOL Entry 1**  \_\_\_\_\_ **and**  \_\_\_\_\_ **exam**  
**with Trinity College London.**

Name: \_\_\_\_\_





Class: \_\_\_\_\_

**In the exam, I must show I can:**

1. get information from verbal communication,
2. speak English to communicate,
3. communicate information,
4. take part in discussion with others.

## 1. Exam structure

- a) Watch the exam video with your teacher.
- b) Go to page 29. Cut and paste the cards in the right boxes.

	Name	What do we do?
<b>Part 1</b> 		
<b>Part 2</b> 		
<b>Part 3</b> 		
<b>Part 4</b> 		

## 2. Grammar and question forms (examples)

Read the information below. Ask your teacher if you have any questions.

Present Simple	Present Continuous
We use <b>Present Simple</b> for: <ul style="list-style-type: none"> <li>daily routines, habits or repeated actions,</li> <li>permanent states.</li> </ul>	We use <b>Present Continuous</b> for: <ul style="list-style-type: none"> <li>actions happening <u>now</u>, at the moment of speaking.</li> </ul>
Affirmative sentences	Affirmative sentences
You/They <b>go</b> to college at 8am. He/She <b>lives</b> in Manchester.	You/They <b>are talking</b> now. He/She <b>is reading</b> a book now.
Negative sentences	Negative sentences
You/They <b>don't go</b> to college at 8am. He/She <b>doesn't live</b> in Manchester.	You/They <b>aren't talking</b> now. He/She <b>isn't reading</b> a book now.
Questions	Questions
<b>Do</b> you/they <b>go</b> to college at 8am? <b>Does</b> he/she <b>live</b> in Manchester?	<b>Are</b> you/they <b>talking</b> now? <b>Is</b> he/she <b>reading</b> now?
Short answers	Short answers
Yes, you <b>do</b> . / No, you <b>don't</b> . Yes, she <b>does</b> . / No, she <b>doesn't</b> .	Yes, you/they <b>are</b> . / No, you/they <b>aren't</b> . Yes, he/she <b>is</b> . / No, he/she <b>isn't</b> .

Notes:

Present Simple: TO BE	Modal verb CAN
<p>We use <b>Present Simple</b> for:</p> <ul style="list-style-type: none"> <li>daily routines, habits or repeated actions,</li> <li>permanent states.</li> </ul>	<p>We use “<b>can</b>”:</p> <ul style="list-style-type: none"> <li>to show ability,</li> <li>for polite requests.</li> </ul>
Affirmative sentences	Affirmative sentences
<p>There <b>is</b> a bus.  There <b>are</b> people.  It <b>is</b> a park.  You <b>are</b> happy.</p>	<p>He <b>can</b> speak Spanish.  You <b>can</b> open the door.</p>
Negative sentences	Negative sentences
<p>There <b>isn't</b> a bus.  There <b>aren't</b> any people.  It <b>isn't</b> a park.  You <b>aren't</b> happy.</p>	<p>He <b>can't</b> (=cannot) speak Spanish.  You <b>can't</b> open the door.</p>
Questions	Questions
<p><b>Is</b> there a bus?  <b>Are</b> there any people?  <b>Is</b> it a park?  <b>Are</b> you happy?</p>	<p><b>Can</b> he speak Spanish?  <b>Can</b> you open the door, please?</p>
Short answers	Short answers
<p>Yes, there <b>is</b>. / No there <b>isn't</b>.  Yes, they <b>are</b>. / No, they <b>aren't</b>.  Yes, it <b>is</b>. / No, it <b>isn't</b>.  Yes, you <b>are</b>. / No, you <b>aren't</b>.</p>	<p>Yes, he <b>can</b>. / No, he <b>can't</b>.  Yes, you <b>can</b>. / No, you <b>can't</b>.</p>

Notes:

### 3. Describing pictures



#### a) Useful phrases

Introduction	What are the people doing? (=now)
<p>The photo/picture <b>shows</b> ...</p> <p>In the picture <b>I can see</b> ...</p> <p>It <b>was taken</b> by/in ...</p> <p>He/She/It <b>is</b> in / on / at ...</p> <p>They <b>are</b> in / on / at ...</p> <p><b>There is/are</b> ...</p>	<p>I <b>am ...+ing</b></p> <p>They <b>are ...+ing</b></p> <p>He/She/It <b>is ...+ing</b></p>
Where?	What I think about the picture
<p>In the foreground/background</p> <ul style="list-style-type: none"> <li><b>you can see</b> ...</li> <li><b>there is/are</b> ...</li> </ul> <p>In the middle/centre <b>there is/are</b> ...</p> <p>At the top/bottom <b>there is/are</b> ...</p> <p>On the left/right <b>there is/are</b> ...</p> <p>In the (top/bottom) (left/right) corner ...</p> <p>Behind / in front of / under / above / next to / between</p> <ul style="list-style-type: none"> <li><b>you can see</b> ...</li> <li><b>there is/are</b> ...</li> </ul>	<p>Maybe ...</p> <p>I think ...</p> <p>I (don't) like the picture because ...</p> <p>I also ...</p> <p>It may be ...</p> <p>In my opinion ...</p> <p>This picture makes me feel ...</p>

b) Label this picture. Use the phrases from the box.

- a) In the foreground
- b) In the background
- c) At the top
- d) At the bottom
- e) In the middle
- f) On the left
- g) On the right
- h) In the bottom left corner
- i) In the bottom right corner
- j) Behind
- k) In front of



## 4. Phrases for effective conversations

And you?  
I don't understand.  
What about you?  
What do you think?  
I can't hear you.  
Sorry? / Excuse me? /Pardon?  
Could you repeat it, please?  
What do you think about that?  
What is your opinion?  
Say this again, please.  
Do you agree?  
What do you mean?  
Is this true/correct/right?

a) Write the phrases in the table.

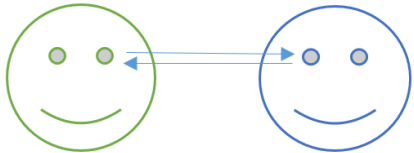
A) I say these when I don't understand:	B) I say these when I want to get information from my partner:

b) Do you know any more examples? Add them to the table.

## 5. Body language and discussion



a) Draw pictures for these verbs.

	
keep eye contact	cross arms
shout	nod
use gestures	smile
interrupt	ask questions

b) Tick ✓ positive body language.

c) Cross ✗ negative body language.



# 1. Family and friends

Describe the picture.



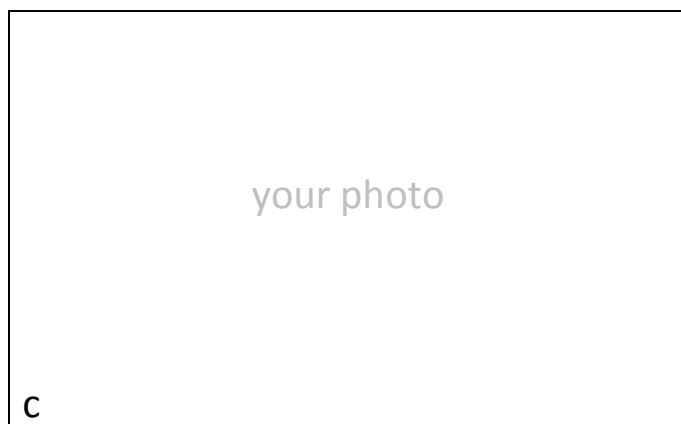
Ask questions about the picture.

Describe the picture.



Ask questions about the picture.

Describe the picture.



Ask questions about the picture.

New words:

Talk about family and friends in groups.

## 2. The UK

Describe the picture.



a

Ask questions about the picture.

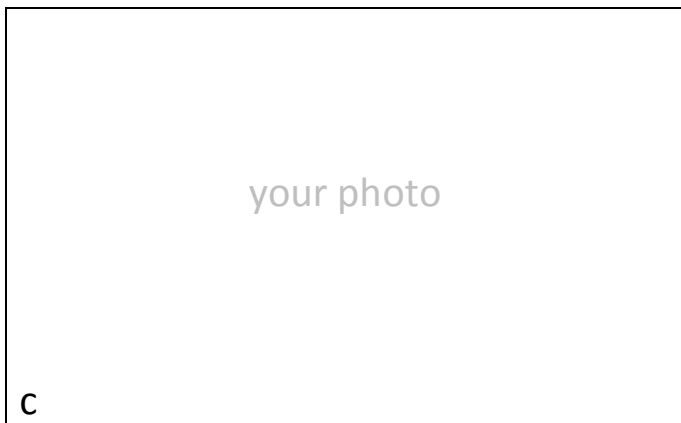
Describe the picture.



b

Ask questions about the picture.

Describe the picture.



c

Ask questions about the picture.

New words:

Talk about the UK in groups.

### 3. Daily routines

Describe the picture.


a



Ask questions about the picture.

Describe the picture.

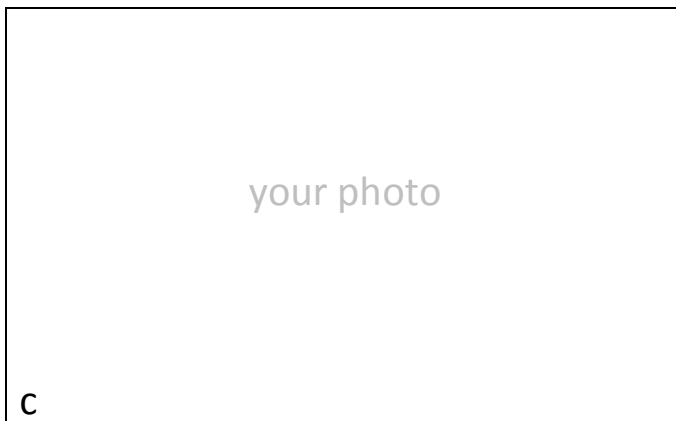
b



Ask questions about the picture.

Describe the picture.

c



Ask questions about the picture.

New words:

Talk about daily routines in groups.

## 4. In the city

Describe the picture.



a

Ask questions about the picture.

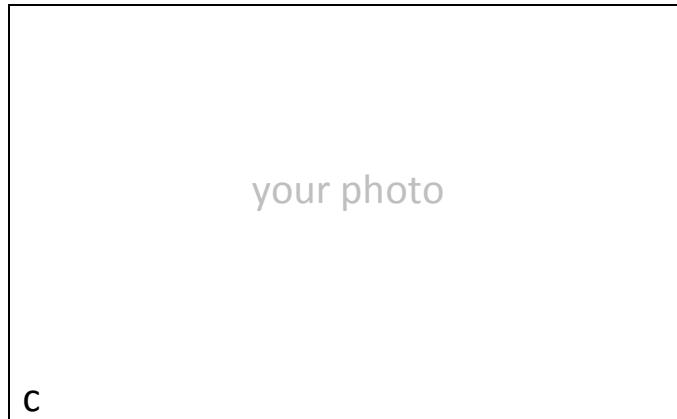
Describe the picture.



b

Ask questions about the picture.

Describe the picture.



c

Ask questions about the picture.

New words:

Talk about your city in groups.




## 5. My home

Describe the picture.



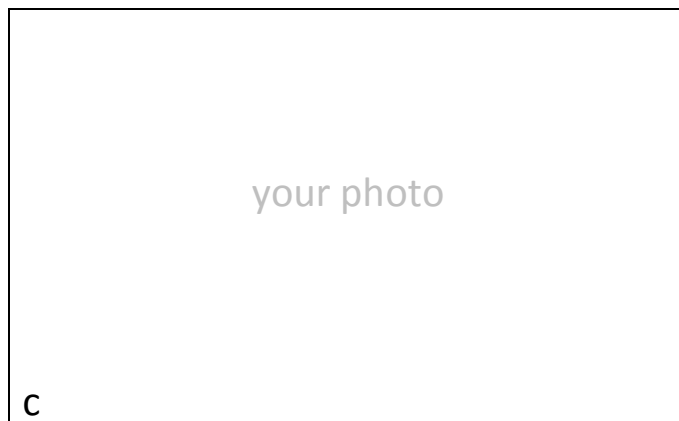
Ask questions about the picture.

Describe the picture.



Ask questions about the picture.

Describe the picture.



Ask questions about the picture.

New words:

Talk about your home in groups.

## 6. Festivals and celebrations

Describe the picture.



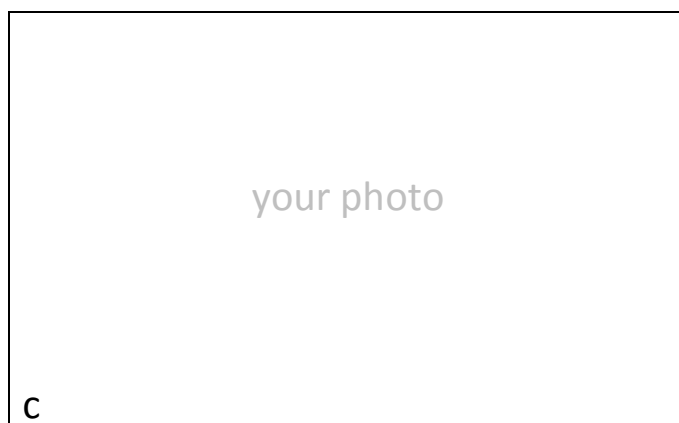
Ask questions about the picture.

Describe the picture.



Ask questions about the picture.

Describe the picture.



Ask questions about the picture.

New words:

Talk about festivals and celebrations in groups.

## 7. Healthy living

Describe the picture.



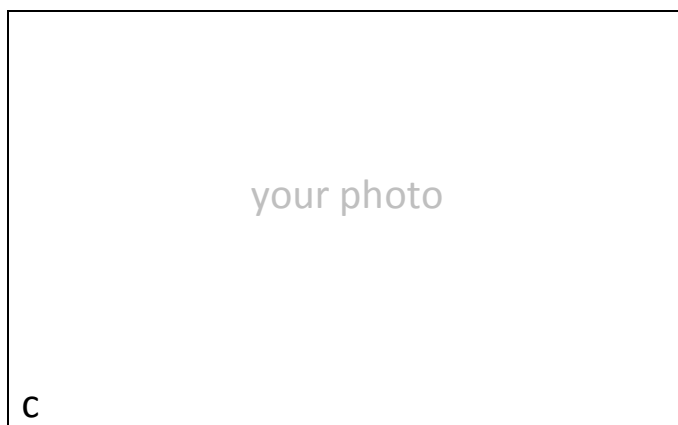
Ask questions about the picture.

Describe the picture.



Ask questions about the picture.

Describe the picture.




Ask questions about the picture.

New words:

Talk about healthy living in groups.

## 8. Jobs

Describe the picture.



a

Ask questions about the picture.

Describe the picture.



b

Ask questions about the picture.

Describe the picture.

your photo

c

Ask questions about the picture.

New words:

Talk about jobs in groups.



## 9. Free time

Describe the picture.



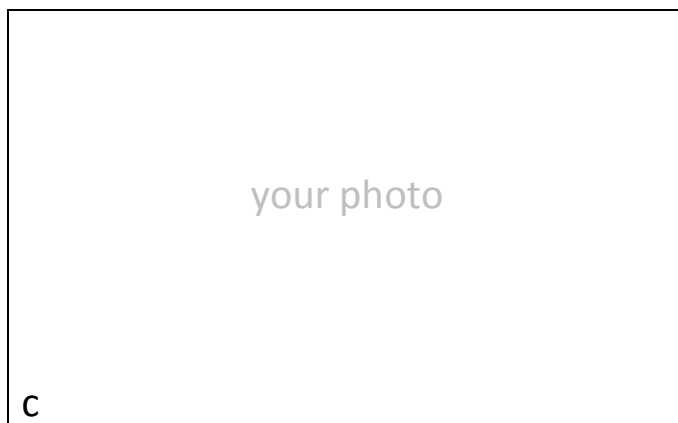
Ask questions about the picture.

Describe the picture.



Ask questions about the picture.

Describe the picture.



Ask questions about the picture.

New words:

Talk about free time in groups.

## 10. Transport

Describe the picture.



a

Ask questions about the picture.

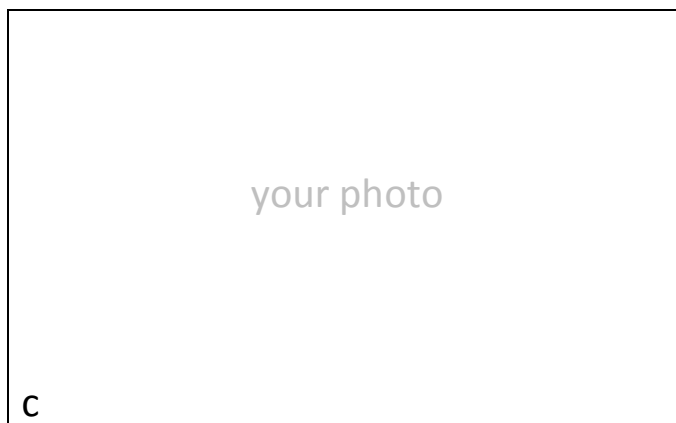
Describe the picture.



b

Ask questions about the picture.

Describe the picture.



c


Ask questions about the picture.

New words:

Talk about transport in groups.

## 11. Computers and the Internet


Describe the picture.



a

Ask questions about the picture.

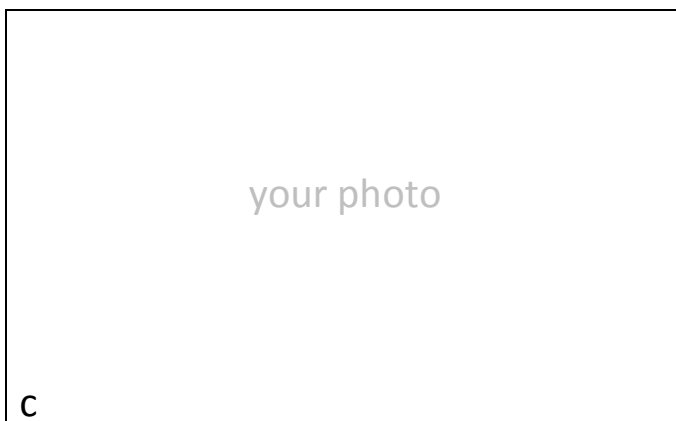
Describe the picture.



b

Ask questions about the picture.

Describe the picture.



c

Ask questions about the picture.

New words:

Talk about computers and the Internet in groups.

## 12. Food

Describe the picture.



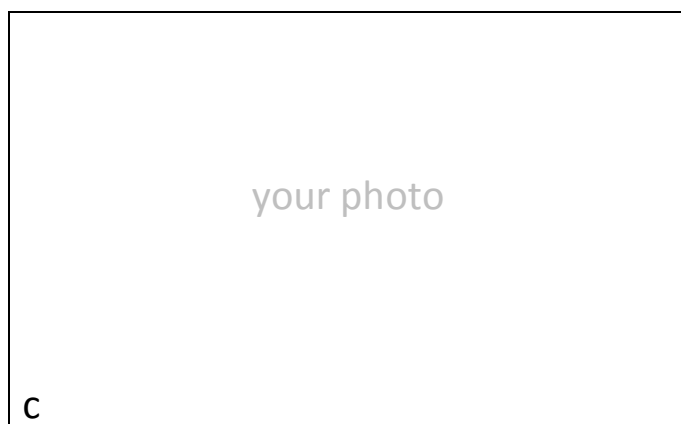
Ask questions about the picture.

Describe the picture.



Ask questions about the picture.

Describe the picture.



Ask questions about the picture.

New words:

Talk about food in groups.

## 13. Sport

Describe the picture.



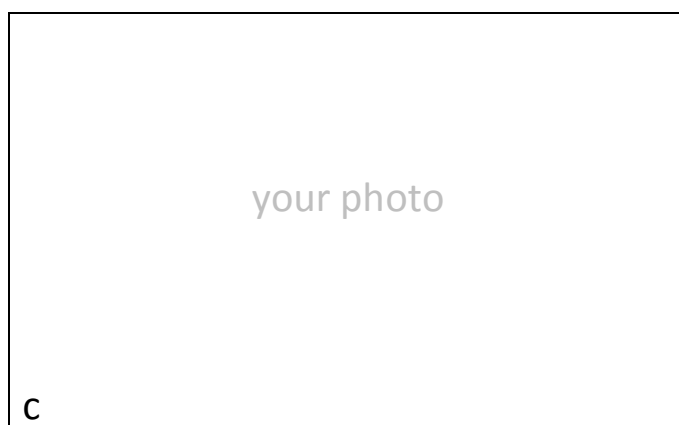
Ask questions about the picture.

Describe the picture.



Ask questions about the picture.

Describe the picture.



Ask questions about the picture.

New words:

Talk about sport in groups.



## 14. College and learning

Describe the picture.



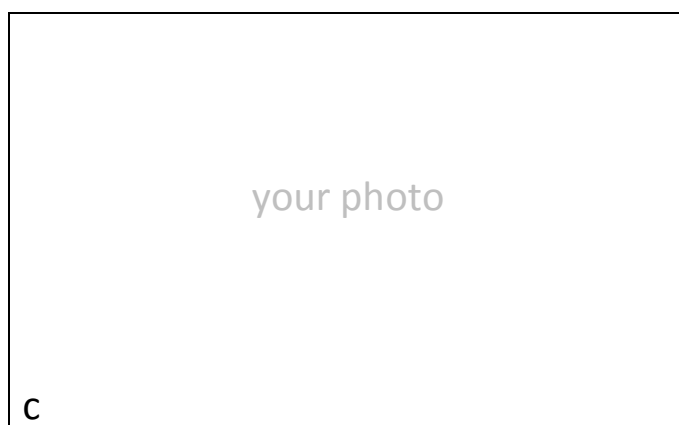
Ask questions about the picture.

Describe the picture.



Ask questions about the picture.

Describe the picture.



Ask questions about the picture.

New words:

Talk about college and learning in groups.

## 15. Holidays

Describe the picture.



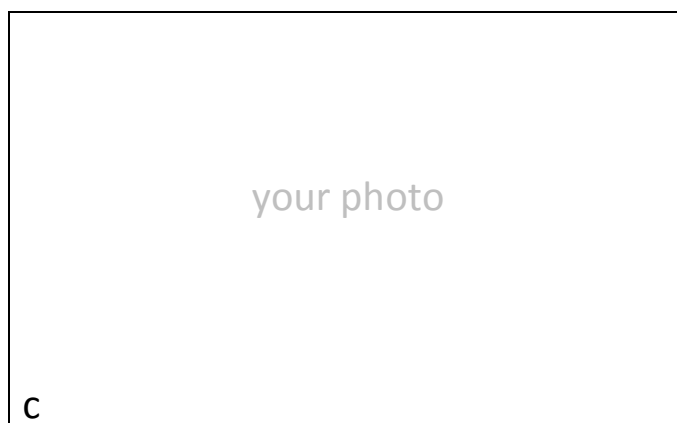
Ask questions about the picture.

Describe the picture.



Ask questions about the picture.

Describe the picture.



Ask questions about the picture.

New words:

Talk about holidays in groups.

## 16. In the news

Describe the picture.



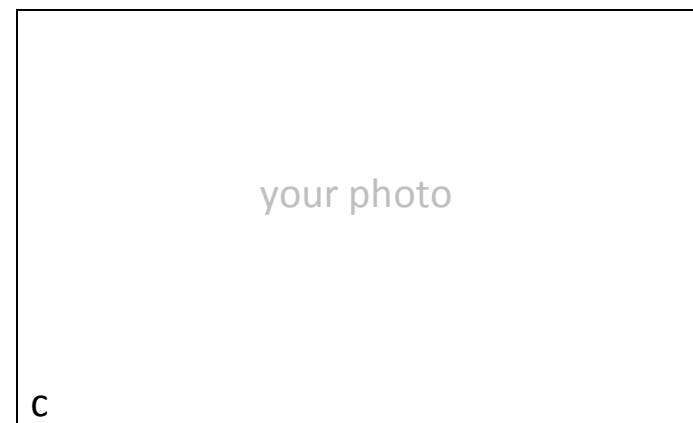
Ask questions about the picture.

Describe the picture.



Ask questions about the picture.

Describe the picture.



Ask questions about the picture.

New words:

Talk about the news in groups.



## Extra photos



a



b



c



d



e



f

## My notes

## My notes

Cut the cards and paste them on page 2.



Teacher's photo (b)	3 students speak <u>together</u> in a group about one topic.
Student's photo (a)	Introduction
The student asks the teacher questions about the teacher's photo (b).	Group discussion
The teacher asks the student questions about the student's photo (a).	The teacher asks the student general questions about the name, how they are, etc.